

sheth


ASHWIN SHETH GROUP



VICTORIA

TOWERS

THANE (W)



Grandeur that's fit for royalty, for the first time in Thane.


From the makers of IRIS Bay, Dubai & Beaumonde Towers, Prabhadevi



With a rich legacy spanning 3 decades, built on the trust & belief of their customers and stakeholders, the Ashwin Sheth Group is now set to launch yet another marvellous wonder in Thane West. Evoking a royal aura, this landmark is ready to set a benchmark in luxury living with world-class amenities and sprawling living spaces that will empower residents to live like a royal 24x7.



The Victorian life begins here.



Finest craftsmanship & the ultimate luxuries,
for those who choose to live like a royal.



*Representative Image



A destination where Victorian grandeur resides.

Made for those who seek the next level of luxury.

We've rolled out the red carpet for you. Because an entry into these palatial 3 & 4 Bed Residences deserves to be a grand one. Welcome to palatial living, to a life in the Victorian era, which was marked by grandeur & sophistication.



5.5 Acre
Luxurious
Layout



Gated
Community
Living



Meticulously
Designed
Homes



Ultra Spacious
Homes With
Large Decks



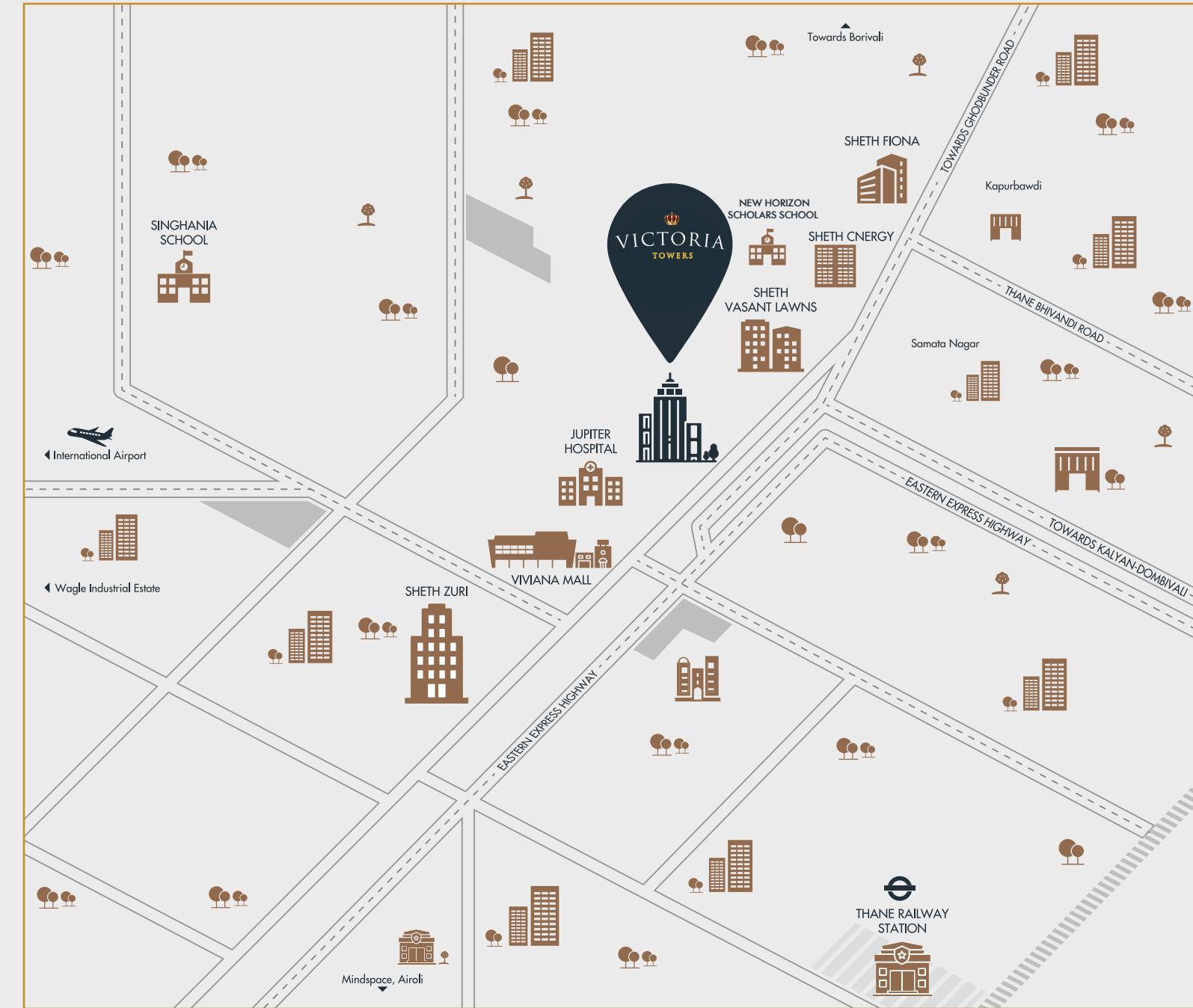
Mesmerizing
Hill & City
Views



*Artist's Impression

A location that truly empowers you to live king size.

The perfect landmark for the royals.



Map not to scale

EDUCATION

1. New Horizon Scholars School - 250 Mtrs
2. Singhania School - 1.3 Kms
3. C.P. Goenka International School - 1.5 Kms
4. Lodha World School - 2.0 Kms
5. Euro Kids - 2.0 Kms
6. DAV International School - 2.3 Kms
7. NKT Degree College - 2.7 Kms
8. K.C. College of Engineering - 5.0 Kms
9. Hiranandani Foundation School - 6.5 Kms

ENTERTAINMENT & RECREATION

1. Cinepolis Viviana Mall - 10 Mtrs
2. Cinemax - 1.0 Km
3. Inox Korum Mall - 1.0 Km
4. Upvan Lake - 3.0 Kms

RETAIL

1. Viviana Mall - 20 Mtrs
2. Korum Mall - 1.0 Km
3. R Mall (Thane) - 5.0 Kms

HEALTHCARE

1. Jupiter hospital - 10 Mtrs
2. Bethany Hospital - 2.0 Kms
3. E.S.I.C. Hospital - 3.0 Kms
4. Hiranandani Hospital - 5.6 Kms

CONNECTIVITY

1. Majiwada Junction - 0.5 Km
2. Cadbury Junction - 2.0 Kms
3. Thane Railway Station - 3.9 Kms

West Side View



Actual view | Shot at location

East Side View



Actual view | Shot at location

+ + +

Not just your abode, even your views are royal.

Mesmerising hill views from your royal abode.



*Representative Image

+ + +

Enter the home of the royals.

The ultimate symbol of luxury.



Actual Image

+ + +


























There is luxury & then there's imperial luxury.

36+ luxury indulgences designed to live the royal lifestyle.



*Artist's Impression

Royal indulgences to live it up every moment.

- | | | | |
|---|--|--|---|
|  Swimming Pool |  Banquet Room |  Central Lawn |  Jogging Track |
|  Kids' Pool |  Library |  Kids' Play Area |  Badminton Court |
|  Toddlers Jungle Gym |  Arcade Room |  Toddlers Play Area |  Half Basketball Court |
|  Kids' Gym |  Bar |  Pavilion |  Volleyball Court |
|  Café |  Squash Room |  Senior Citizens Zone | |
|  Spa & Salon |  Cards Room |  Gymnasium | |
|  Mini Theatre |  Eco Deck |  Amphitheatre | |



Ready to use amenities



Actual views | shot at location



Master Layout

1. Central Lawn
2. Kids' Play Area
3. Toddlers Play Area
4. Pavilion
5. Senior Citizens Zone
6. Jogging Track
7. Badminton Court
8. Half Basketball Court
9. Volleyball Court
10. Amphitheatre



Make the address of Victorian Grandeur.
Your address too.





 9071996803 |  ashwinshethgroup.com



Site address: Sales lounge, Victoria Towers, next to Viviana Mall, Thane's Platinum Belt, off. Eastern Express Highway, Thane (W), 400 601.

 This project has been registered as Sheth Avalon, Phase 2 under MahaRERA Registration No.: P51700015517 & also available on the website <https://maharera.mahaonline.gov.in>

Disclaimer: The information provided in this advertisement, including all pictures, visuals, perspective views of the building and amenities are as per architectural drawings and the same shall be constructed subject to approvals of competent authorities and shall be in compliance of RERA Act and Rules and Regulations. The mentioned project is funded and mortgaged with Tata Capital Housing Finance Limited. Terms & conditions stated in the agreement for sale shall be binding and final. *Terms and Conditions Apply.